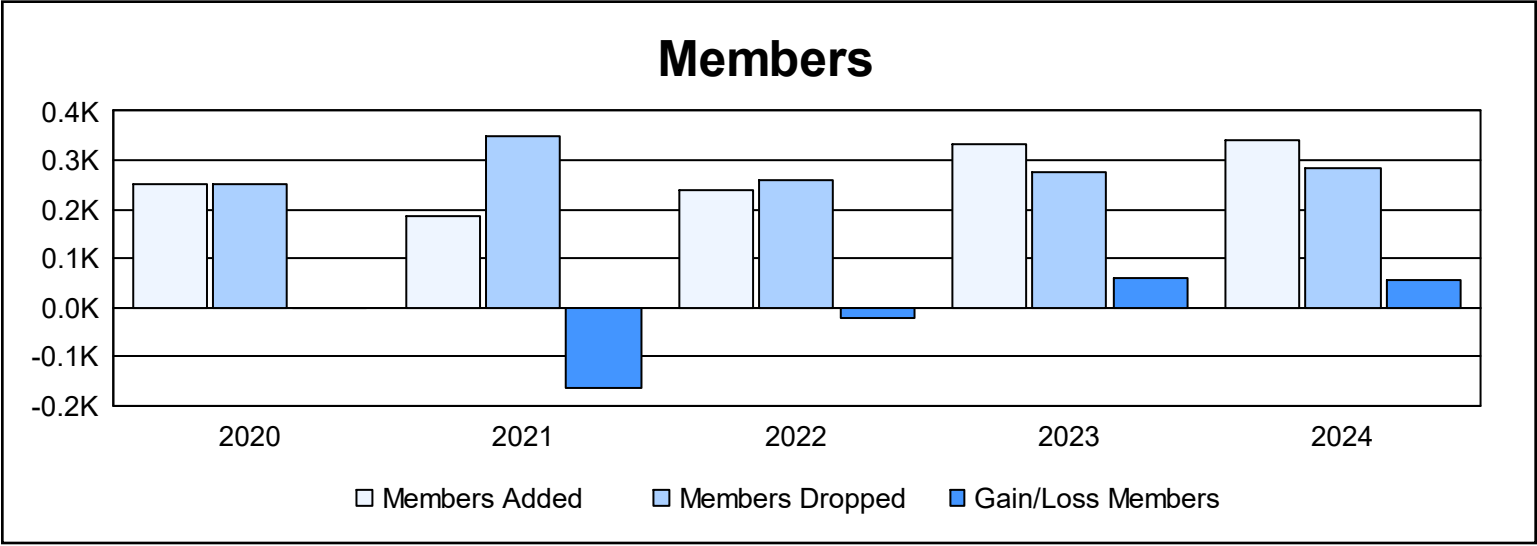
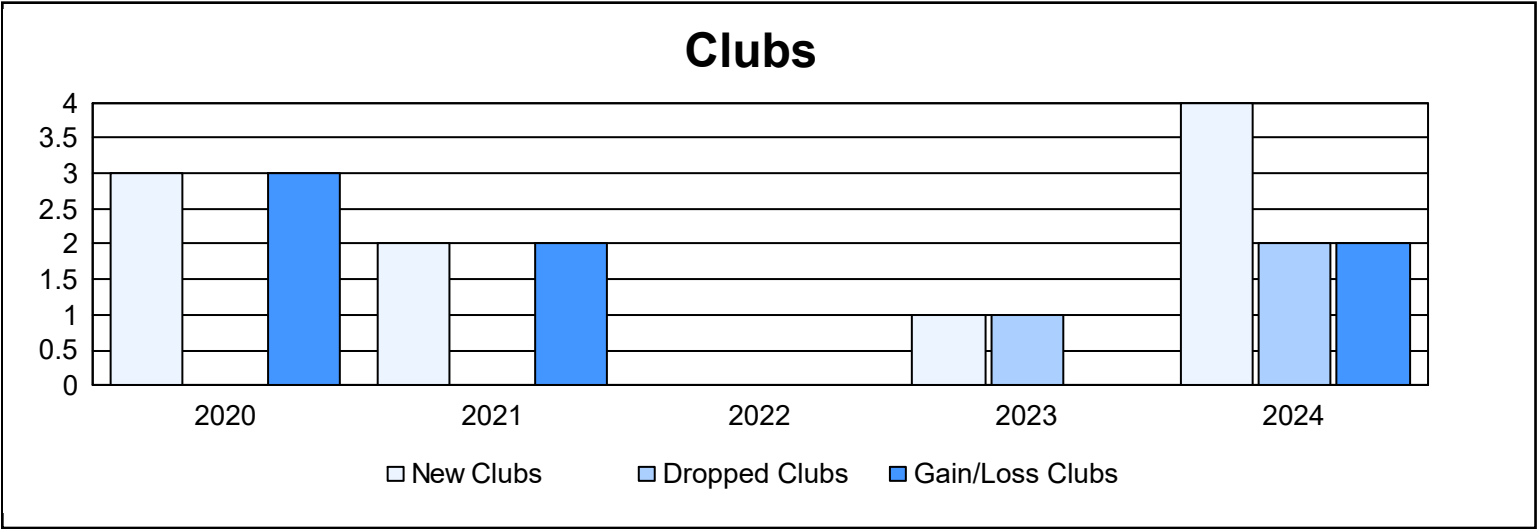
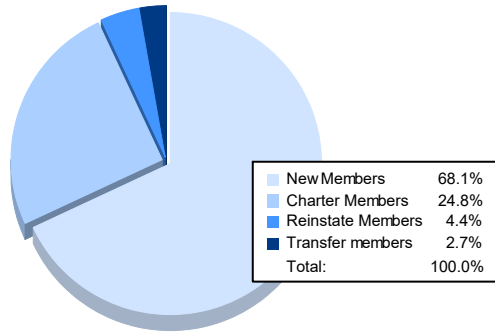


| Year | New Clubs | Dropped Clubs | Gain/ Loss Clubs | New Members | Charter Members | Reinstate Members | Transfer Members | Total Member Added | Total Members Dropped | Gain/ Loss Members |
|-----------|-----------|---------------|------------------|-------------|-----------------|-------------------|------------------|--------------------|-----------------------|--------------------|
| 2019-2020 | 3 | 0 | 3 | 164 | 68 | 10 | 10 | 252 | 253 | -1 |
| 2020-2021 | 2 | 0 | 2 | 87 | 52 | 13 | 34 | 186 | 350 | -164 |
| 2021-2022 | 0 | 0 | 0 | 187 | 5 | 34 | 14 | 240 | 261 | -21 |
| 2022-2023 | 1 | 1 | 0 | 275 | 31 | 13 | 15 | 334 | 275 | 59 |
| 2023-2024 | 4 | 2 | 2 | 231 | 84 | 15 | 9 | 339 | 283 | 56 |
| Average | 2 | 1 | 1 | 189 | 48 | 17 | 16 | 270 | 284 | -14 |



Membership Composition June 2024 Cumulative



Gender Composition June 2024 Cumulative

